


Domekt CF 150 F/H

Maximal air flow, m ³ /h	165
Panel thickness, mm	30
Unit weight, kg	29
Supply voltage, V	1~230
Maximal operating current, A	6,1
Thermal efficiency of heat recovery, %	88
Reference flow rate, m ³ /s	0,032
Reference pressure difference, Pa	50
SPI, W/(m ³ /h)	0,26
Filters dimensions BxHxL, mm	260x232x46
Electric power input of the fan drive at reference flow rate, W	12
Electric power input of the fan drive at maximum flow rate, W	18
Electric air heater capacity, kW / Δt, °C	0,5 / 12
Electric preheater capacity, kW / Δt, °C	0,75 / 18
Control panel	C6.1 / 6.2
Maintenance space, mm	300



The photo is intended for informational purposes only. exact details may vary.



Acoustic data

A-weighted sound power level L_{WA}, dB(A) at reference flow rate

Supply inlet	48
Supply outlet	59
Exhaust inlet	48
Exhaust outlet	59
Casing	46

A-weighted sound pressure level L_{PA}, dB(A)

10 m² normally isolated room, distance from casing – 3 m.

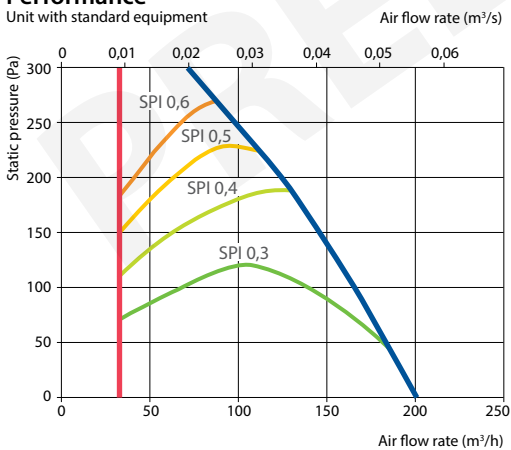
Surroundings	35
--------------	----

Temperature efficiency

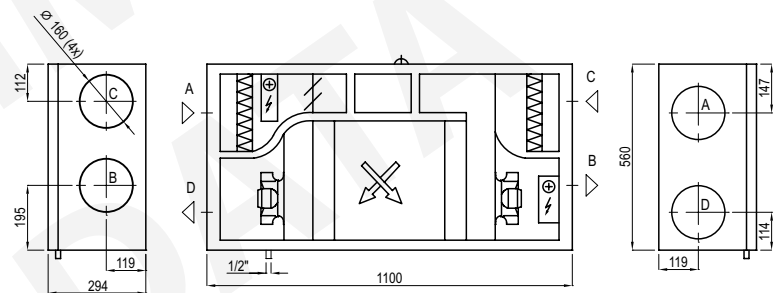
	Winter					Summer		
Outside temperature, °C	-23	-15	-10	-5	0	25	30	35
After heat exchanger*, °C	18,4*	18,8*	19,3*	19,3	19,5	22,3	22,9	23,5

indoor +22°C, 20 % RH.
* calculations made after evaluation of the preheater.

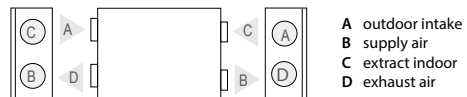
Performance



Shown as right (R2)



Shown as left (L1)



Accessories (p. 120)

Closing damper	AGUJ-M-160+LF230/LM230
	A/D AGS-160-50-600-M
Silencer	B/C AGS-160-50-900-M
Water heater	DH-160
PPU	PPU-HW-3R-15-0,4-W2

2-way valve (water heater)	VVP47.10-0,4
Water cooler	DCW-0,2-1 / DHCW-160
2-way valve (water cooler)	VVP47.10-1,6
DX cooler	DCF-0,2-1